

FaceBook

All About FaceBook



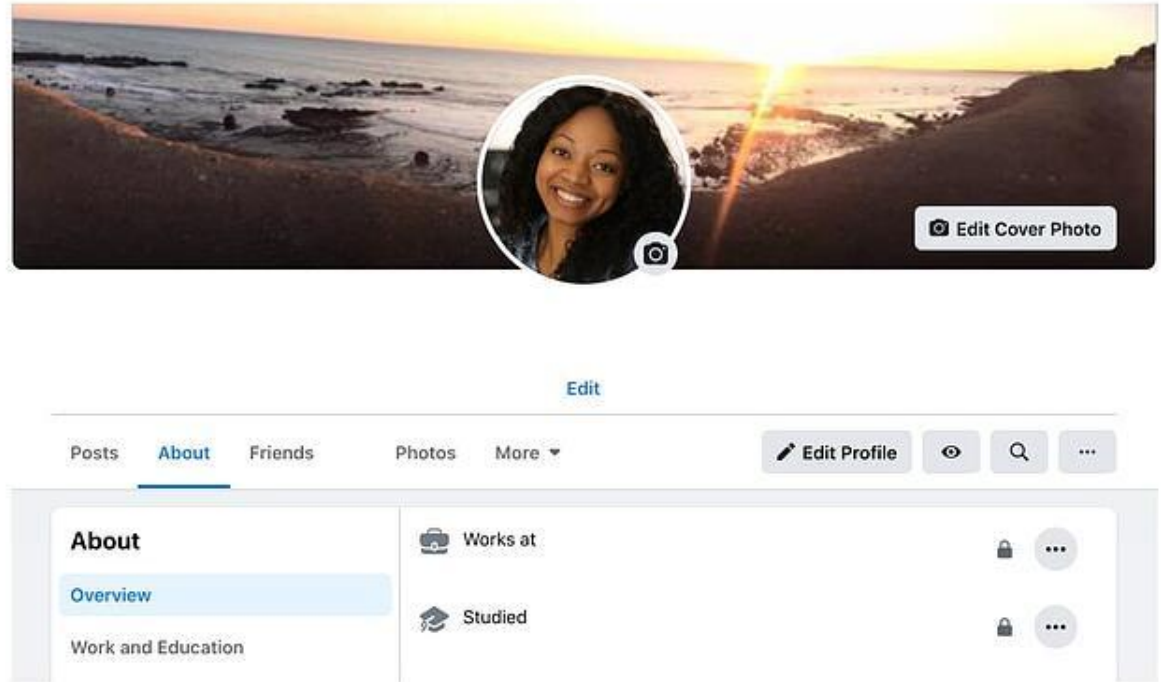
What is Facebook?

- Social media network that connects people
- Sharing content
 - Text status posts
 - Images
 - Videos
 - Others links (blogs posts)
- Engage in online discussions
- Reacting to comments of others
- Facebook for businesses



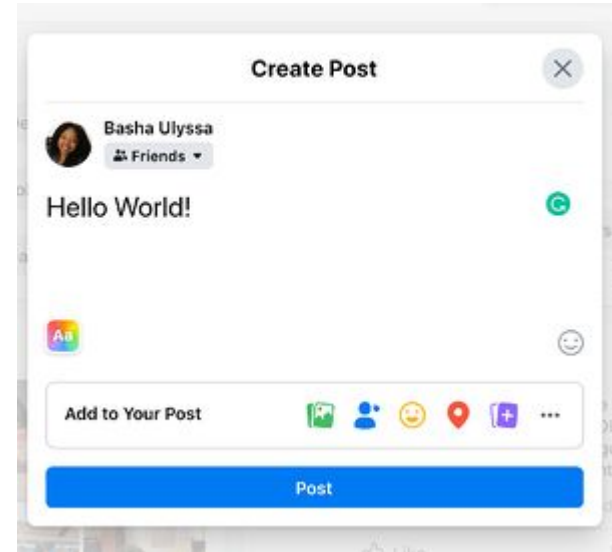
Profile

- This is where your information lives
 - Name
 - Photo
 - Workplace
 - Education, etc.
- You can make your profile
 - Public
 - private



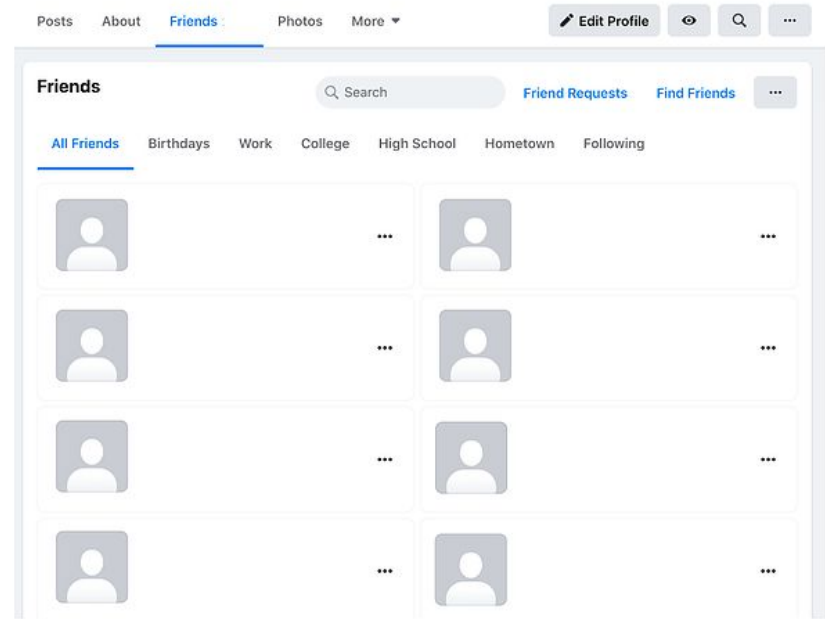
Newsfeed, Timeline, Status/Post

- **Newsfeed**
 - This is where your friends' post will appear
 - See updates from business pages you've liked
 - Your posts will appear here as well
- **Timeline**
 - Not to confused with newsfeed
 - This is where your personal record of your posts live
 - Others can see your timeline (unless you set your privacy settings otherwise)
- **Status/Post**
 - Post refers to the items you share on the newsfeed
 - Text
 - Images etc.



Friends

- These are people you requested or accepted a request to be friends
- You can follow someone without them following you or vice versa
- A personal account for an individual cannot have more than 5,000 friends



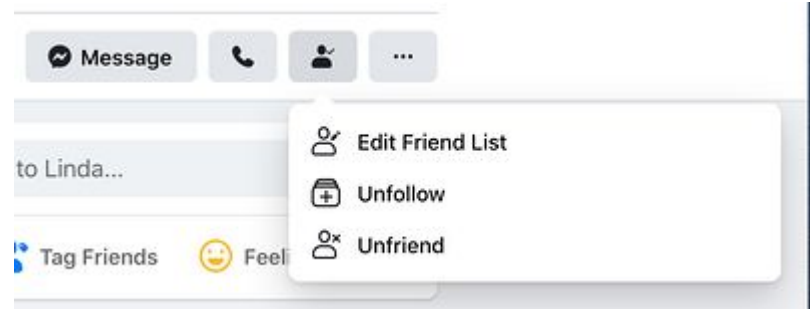
Followers, groups

- **Followers:**

- The follow option works when you add new friends
- They follow you as well
- You can choose to unfollow someone without unfriending them
- This removes their post from your newsfeed

- **Groups**

- You can create a group with people with similar interests or topics
- There an admin who oversees this



The Millennial Check - In

🔒 Private group · 517 members

Pages

- Businesses use Facebook Pages to create a presence
- They can post
 - Updates
 - Images
 - Videos
- But they can run ad campaigns

GoFundMe Fundraising ✓
@gofundme · Cause

Sign Up
gfme.co

Home About Videos Photos More ▾

Liked 🔍 ⋮

About [See All](#)

i Social fundraising for the people, causes, and charities you care about. More people choose GoFundMe because it's the easiest, most-trusted crowdfunding site.

Start your fundraiser in just a few minutes: <https://gfme.co/signup>

i GoFundMe is the easiest way to raise money online. Create a fundraiser in just a few minutes and start accepting donations immediately with no deadlin... [See More](#)

👍 1,727,831 people like this including 4 of your friends

👤👤👤👤

👤 1,798,252 people follow this

PINNED POST

GoFundMe Fundraising ✓
March 2 at 9:00 AM · 🌐

Hate is not okay. Violence is not okay. Racism is not okay.


Along with leaders in the Asian American & Pacific Islander community, we've created the AAPI Community Relief Fund to uplift & protect individuals, families, and businesses. [#StopAsianHate](#)

Donate here: <https://www.gofundme.com/AAPI>


#STOP

Events

- Individual users and businesses have the option to advertise events
- Events can
 - Accept RSVP's
 - Create a guest list
 - Share a date time
 - Location of the event
- There is a real interaction with viewers

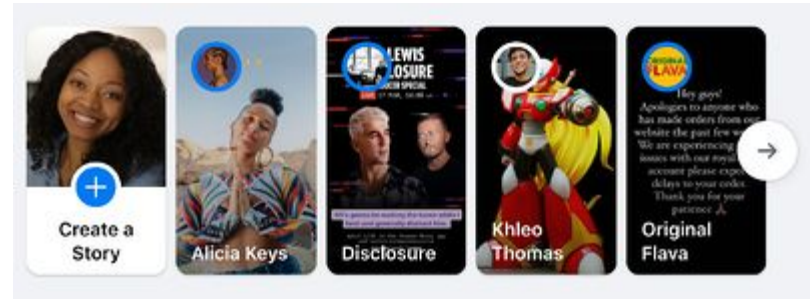


FRI, AUG 20 - AUG 22
**4th ANNUAL MEGA TUBE
FLOAT on the HOCKING RIVER!**
Adventure Pro Outdoors
18K Interested · 590 Going

☆ Interested 

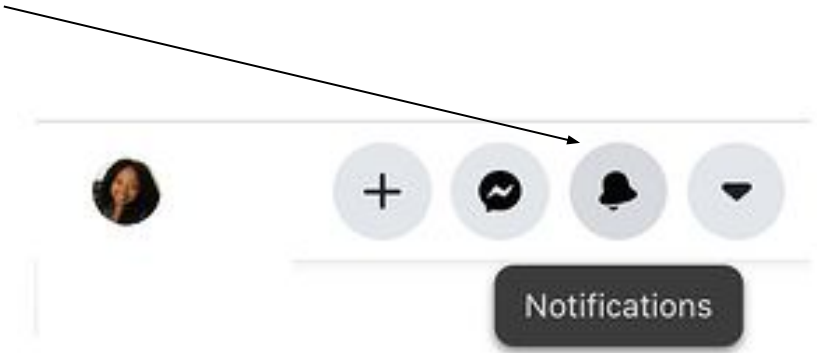
Story

- Facebook stories are another way individual users and business pages can connect
- Stories are short pieces of content that are visible for just 24 hours
- The stories disappear from the newsfeed



Notification

- Represented by the bell icon in the third circle
- A notification informs you when a friend engages with your post, photos, videos, or timeline
- You'll receive a notification that explains what they are engaged with and when
- Friend requests will also appear here



1. Sign up for a Facebook account:

- Three easy steps to sign up:
 - Visit [Facebook's Website](#)
 - Fill in the form
 - Click **Sign Up**

Sign Up

It's quick and easy. ×

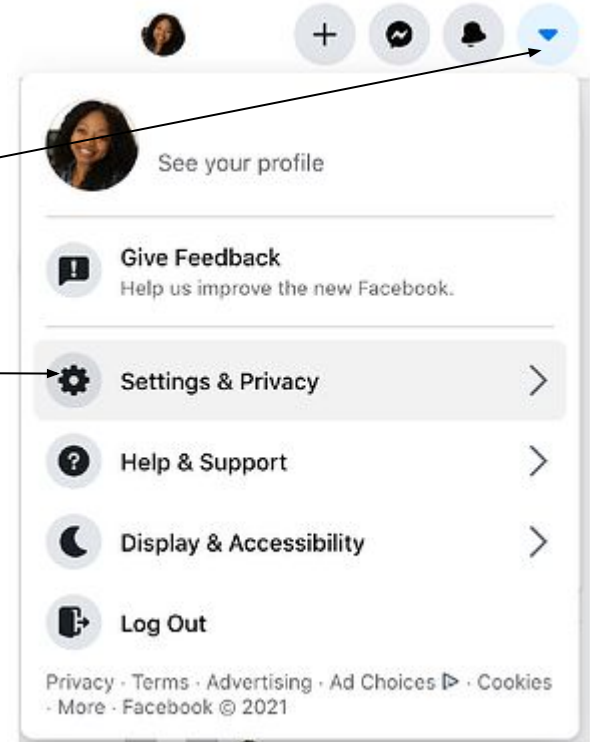
Birthday ?

Gender ?

By clicking Sign Up, you agree to our [Terms](#), [Data Policy](#) and [Cookies Policy](#).
You may receive SMS Notifications from us and can opt out any time.

2. Set up your privacy settings:

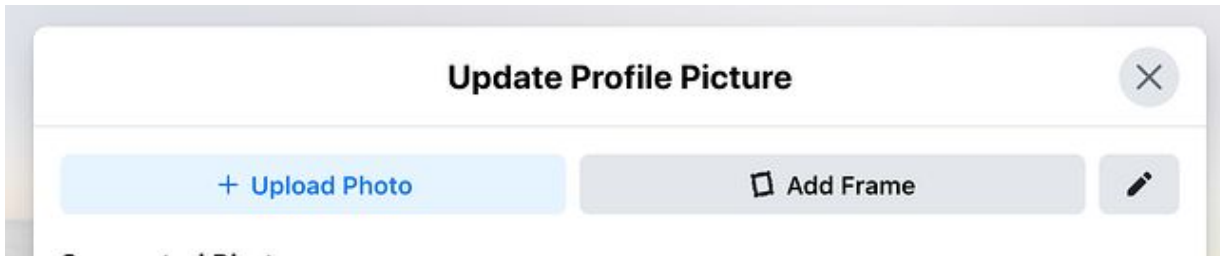
- You can adjust your privacy settings to control who can see your profile and information
- Click the downward pointing arrow (top right of your Facebook page)
- Click **Settings**
- In the **left** sidebar, select **Privacy**
- Set who is allowed to see your past and future posts.



3.(a) Personalize your profile:

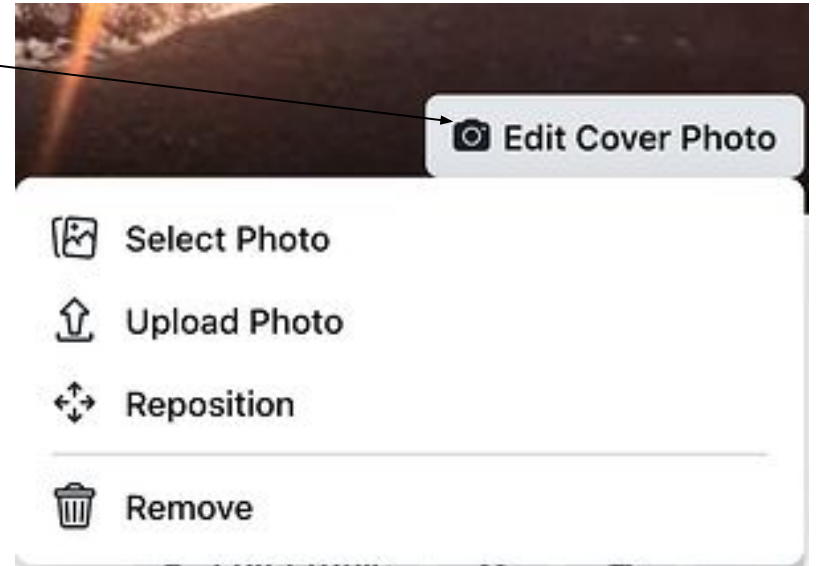
Picking a Profile Picture

- Go to your **profile** and click on your **profile picture**.
- To pick your profile picture, choose a photo from Facebook, your computer or your camera
- You can add a frame as well



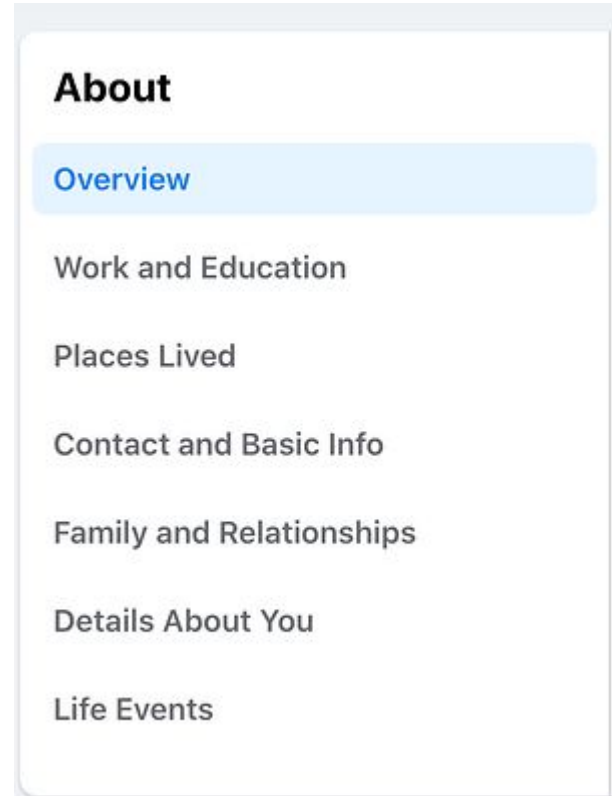
3. (b) Choosing a Cover Photo

- Click the **camera** button on your cover photo, which is on your profile
- To choose your cover photo
 - Pick a photo from your Facebook profile
 - A selection of Facebook's own cover artwork
 - Create a collage
 - Upload a photo from your computer
- You can also reposition or delete your current cover photo



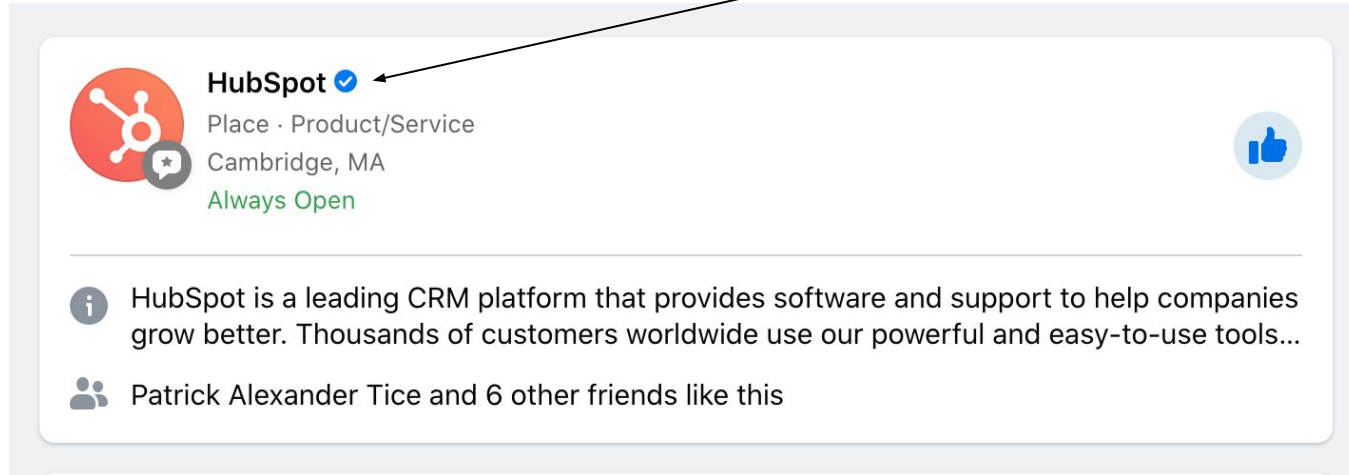
3. (c) Updating your profile:

- Click the **About** section on your profile page (edit profile)
- In this section you can fill in information about
 - Work
 - Education
 - Where you lived
 - Contact and basic info
 - Family and relationships
 - Details about you
 - Life events



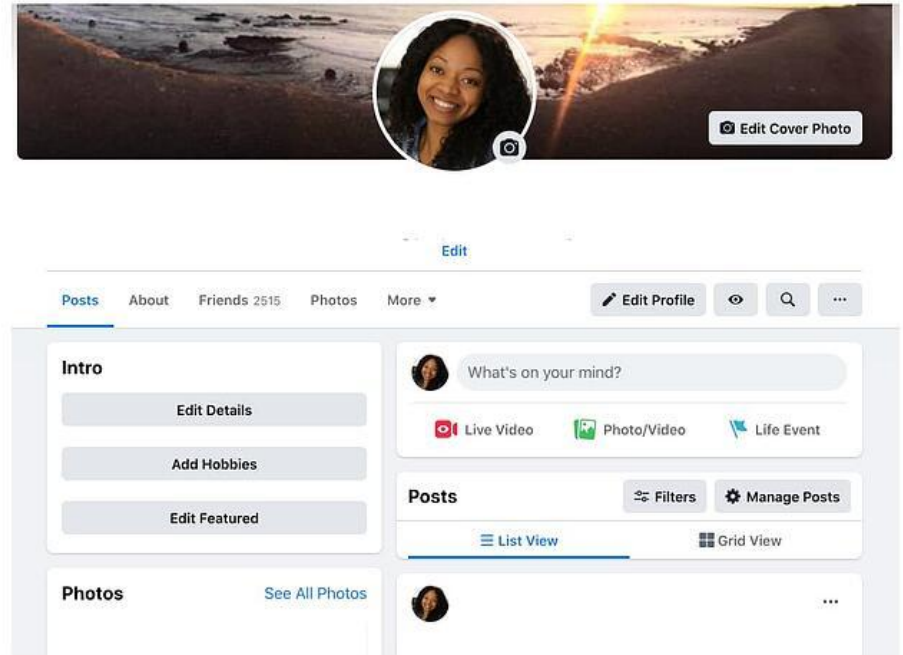
4. Like and follow public pages:

- You can follow and get updates from your favourite brands, celebrities, sport teams, and publications
- Search for them, like them, or follow their public page (blue check mark)
- You'll start to see their updates on your news feed



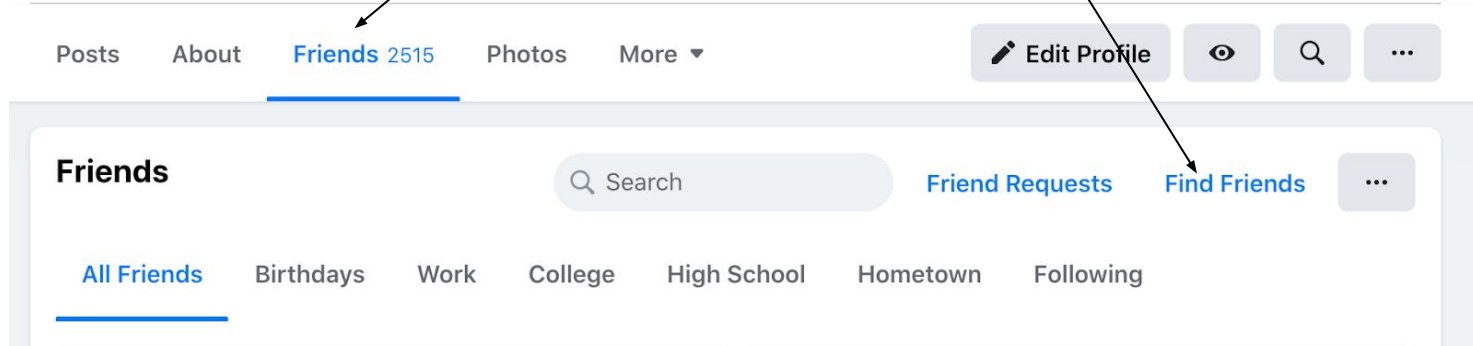
5. Review your timeline:

- Your timeline is a digital log of your Facebook activity
- All your activity will show on your timeline in reverse-chronological order



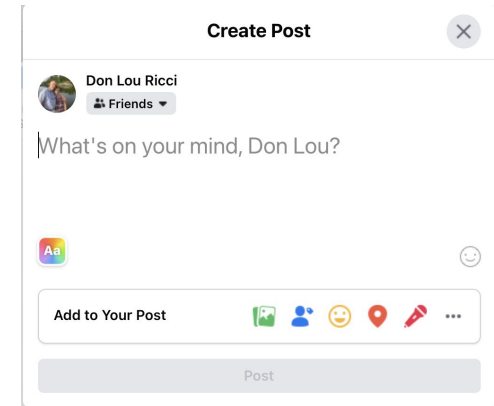
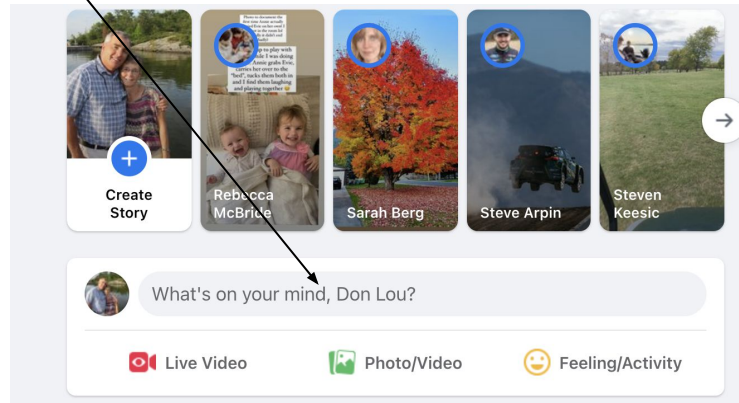
6. Add friends on Facebook:

- There are three ways to add friends:
 - Search for them
 - Find them in the Find Friends tab
 - Import list of contacts from your email, icloud, or phone
- Go to your profile, select **Friends Tab**, tap the **Find Friends** button
 - You'll see a list of friend requests from other people,
 - And a list of people you may know
 - You can add individual people from you contact list



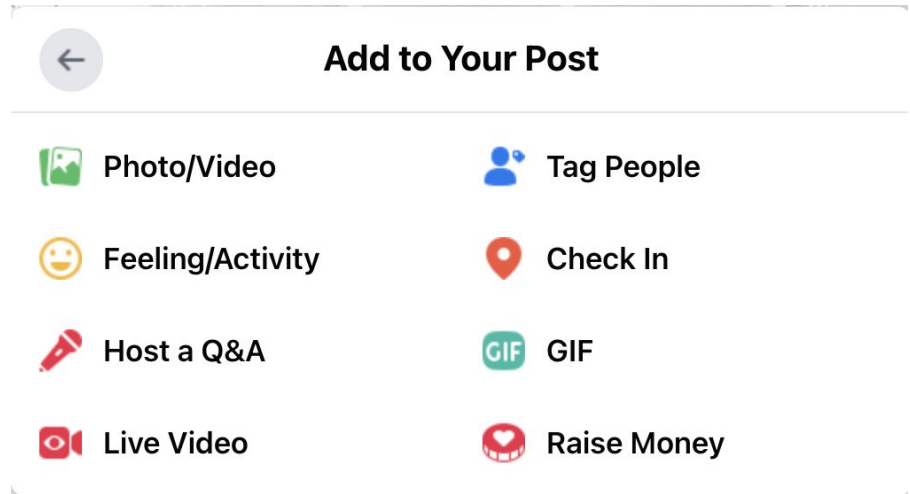
7. (a) Post on Facebook:

- The main purpose of Facebook is to help friends and family connect with each other
- The best way to update them is through update posts
- Go to the **text box** at the top of the news feed
- Facebook provides a multitude of tools to use



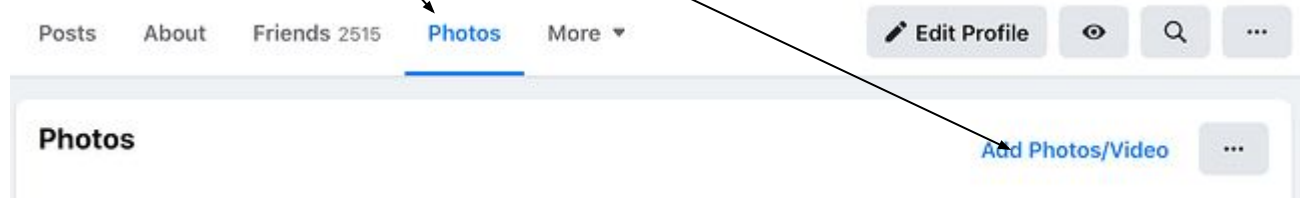
7. (b) Types of Posts:

- Feeling/Activity
- Check In:
- Tag Friends
- Tag Events
- Ask for Recommendations
- Poll
- Support Nonprofit
 - Donate Button
- Answer a Question
- Lists
- Facebook Stories



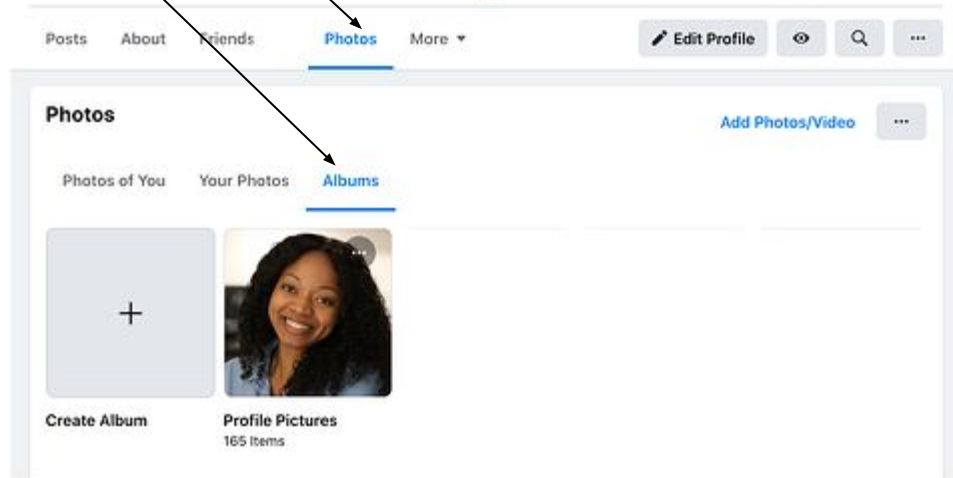
8. (a) Add photos and videos:

- You can add photos, videos, albums, and live video broadcasts to your profile for all your friends to see,
- To upload:
 - Go to your **Profile**
 - Select the **Photos** tab
 - Select **Add Photos/Videos**



8. (b) Creating photo or video albums:

- To create a photo or video album:
- Go to your **Profile**
- Select the **Photos** tab
- Tap **Create Album**
 - Upload pictures or videos from your computer.



9. Connect with friends:

- You can react to other peoples posts.
 - You can like
 - Share content on their timelines
 - Communicate with them through text or video chat



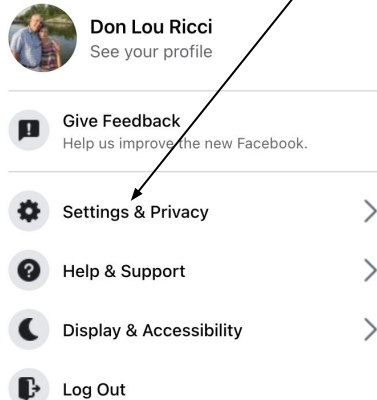
- Other Reactions.



10. Review your newsfeed:



- Facebook feeds you information that it thinks you'll be interested in
- To customize your news feed, tap the downward pointing arrow in the upper right corner and tap **Settings and Privacy** then **News Feed Preference**
- From there you can prioritize your posts



← Settings & Privacy

- ⚙ Settings
- 🔒 Privacy Checkup
- 🔒 Privacy Shortcuts
- ☰ Activity Log
- 📄 News Feed Preferences
- 🌐 Language

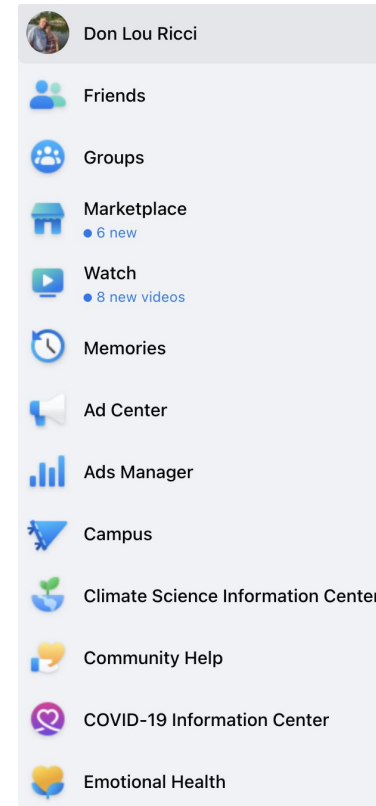
News Feed Preferences

Take control and customize your News Feed.

- ★ **Manage Favorites**
Add people and Pages to prioritize their posts in your News Feed. >
- ✕ **Unfollow**
Unfollow people, pages, and groups to hide their posts >
- ➕ **Reconnect**
Reconnect with people, pages, and groups you unfollowed. >
- 🕒 **Snooze**
Manage your snooze settings >
- 👥 **Reaction Preferences**
Control whether the total number of reactions is visible on Facebook posts. >

11. Discover additional Facebook features:

- Events
 - Advertises upcoming events
- Groups
 - Manage yours and others groups
- Facebook Watch
 - Watch videos (compete with Netflix)
- Marketplace
 - A shopping centre online (competes with eBay)
- Games
 - One of Facebook's best features
- See just a few of the options from this list found on the left column in Facebook



Website

[How to Use Facebook: A Beginner's Guide](#)

- I have summarized the information from the website above.
- Click on the link to learn how to use Facebook.
- Following are several videos, view them to learn about Facebook.



HOW TO USE

FACEBOOK

COMPLETE TUTORIAL