

Computer Lessons



Today's Lesson:

- Review
 - Using a Browser
 - Find rainyriverseniordepot.ca
 - Search the website for “Brain Teasers”, open and complete one example.
- Parts of a Browser
 - Icon below represent the four common browsers that we use
 - Watch video: [video link](#) (I will pause it as we identify and discover the important parts)



A stylized illustration of a laptop computer. The laptop is dark grey with a blue screen. The screen displays the text 'BROWSER BASICS' in white, bold, sans-serif capital letters. The background is a light grey gradient with black bars at the top and bottom.

BROWSER BASICS

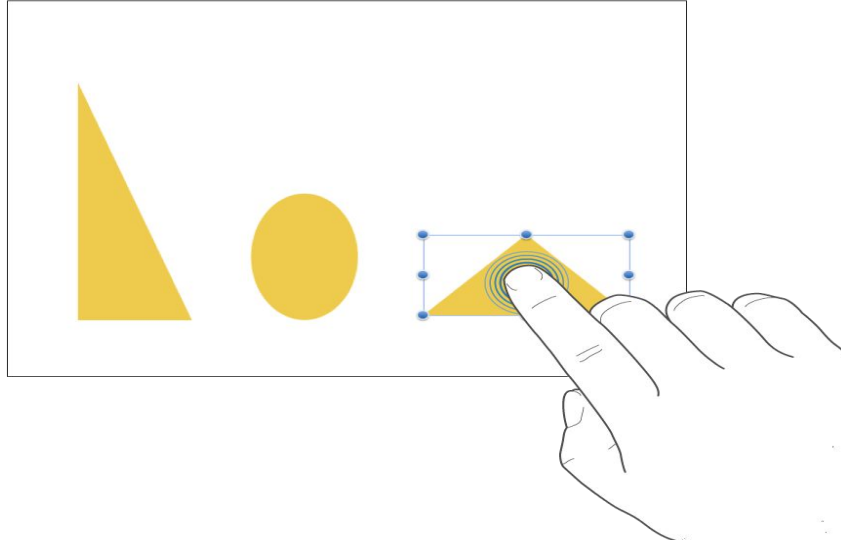
Parts of a Browser:

- **Address Bar**
 - What is it?
 - Where is it?
 - Locate the Address Bar on your browser.
- **Links**
 - Find a link on the senior web site
 - How do we know this is a link?
- **Back/Forward**
 - We navigate back to previous page
 - If we go back we can move forward again
 - Find how you can do this as you navigate through the senior web site.
- **New Tabs**
 - Open and Close Tabs
- **Bookmarks**
- **History**

Mouse, Pad, Touchscreen Skills

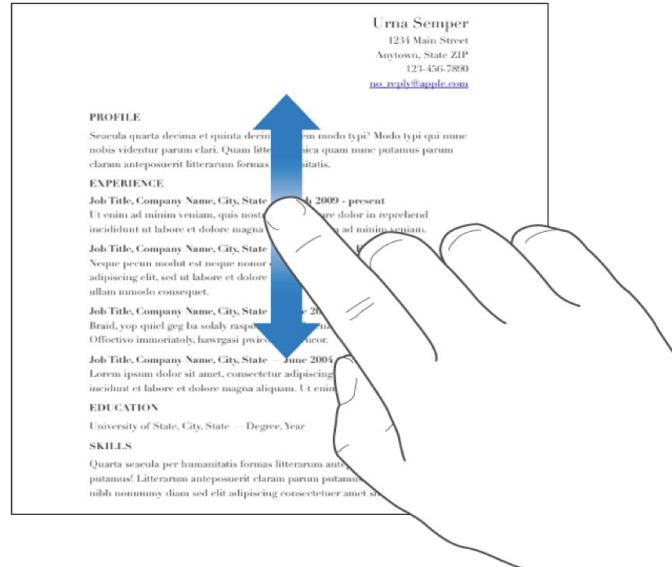
- TAP

- Using one finger and firmly touch the screen, then lift your finger
- Use this to select an object or activate a button
- If the thing you are trying to select is text you need to double-tap to select it
- Let's practice



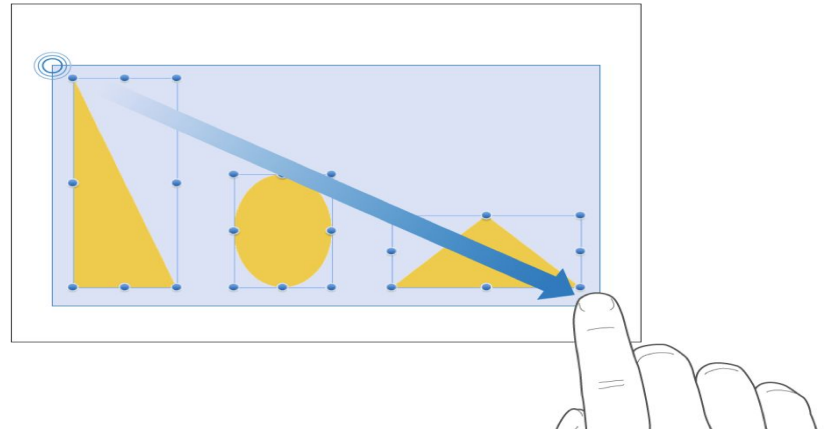
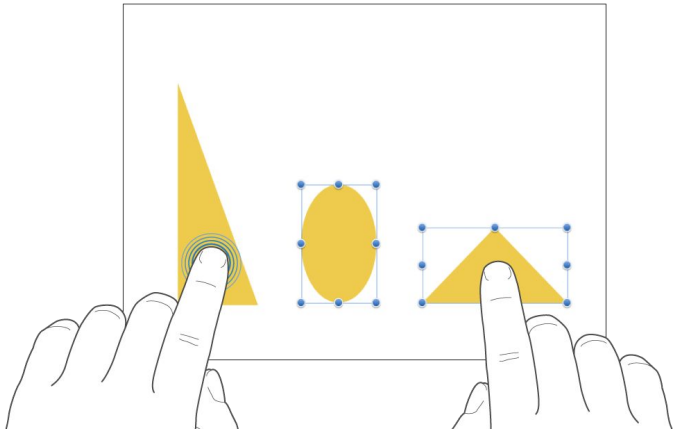
Mouse, Pad, Touchscreen Skills

- SCROLL, SWIPE or FLICK
 - Slide one finger up and down or side to side
 - To move things around to see outside the viewing area of the screen
 - Swipe or flick up and down to scroll the pages of your document



Mouse, Pad, Touchscreen Skills

- MOVE or RESIZE an object
 - To **move** an object, touch and hold the object, then drag it to where you want it
 - To **resize** an object tap it and get hold of one of the handles, then drag to resize
- Select Multiple objects
 - Do one of the following
 - Touch and hold one object on the screen, then tap the other objects with another finger
 - Touch an empty section of the screen and drag the box around the objects




Mouse, Pad, Touchscreen Skills

- Pinch open to ZOOM in
 - Place two fingers on the screen and spread them apart
 - It makes the object larger, see what happens when you do this slowly



Mouse, Pad, Touchscreen Skills

- Pinch closed to ZOOM out
 - Place two fingers on the screen to bring them together,.
 - This makes the page smaller and you can see more items on the page.



MOUSE SKILLS

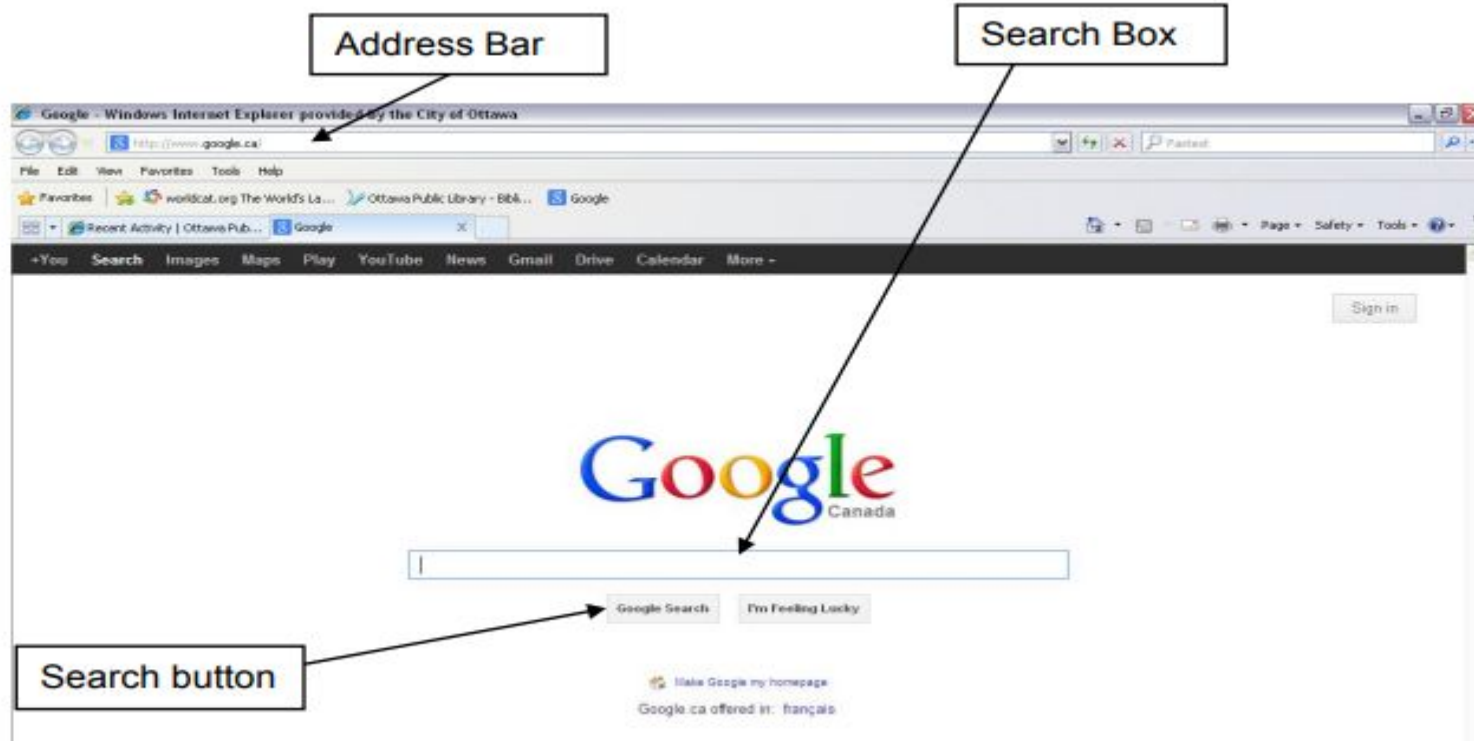
<https://frontend.letsgolearn.com/practice/bubbles#>

or SEARCH FOR

[Bubble Practice Activity - Let's Go Learn](#)

Click, double click, right mouse click, drag and drop

LETS SEARCH SOMETHING



KEYWORD SEARCH

- **Most effective, internet search**
- **Exclude words like “a” and ”the”**
- **Google will suggest words or phrases as you type**
 - **Try searching for this: rabbits**

About 661,000,000 results (1.22 seconds)

<https://en.wikipedia.org> › [wiki](#) › [Rabbit](#) ▼

Rabbit - Wikipedia

Rabbits are small mammals in the family Leporidae (along with the hare) of the order Lagomorpha (along with the pika). *Oryctolagus cuniculus* includes the ...

[Domestic rabbit](#) · [Rabbits and hares in art](#) · [List of fictional rabbits and hares](#) · [Zodiac](#)

**Now search for how to keep rabbits out
of your garden**

About 23,300,000 results (1.02 seconds)

Reduce natural nesting options like **low lying shrubs and dense vegetation** that will make them feel more comfortable. Also consider cleaning up any wood or debris piles and tidying along fence lines to give these rodents less places to hide.

<https://salisburygreenhouse.com> › [how-to-keep-rabbits-ou...](#)

How To Keep Rabbits Out of the Garden - Salisbury Greenhouse

About 21,000,000 results (0.71 seconds)

Simply **grate one of more bars of ivory soap into small shavings and sprinkle them around the perimeter and the plants**. That is all that's needed. However, it is soap, so with regular watering and rain, the soap will need to be replaced, and the process repeated regularly. Sep. 16, 2018



<https://www.backyardworkshop.com> › [keep-rabbits-garden](#)

[Previous How to Keep Rabbits Out of Your Garden !\[\]\(e1d6102fe77919492c04879c8450f1f5_img.jpg\)](#)

Search for complete phrase

- Click in the **Search Box**
- Type: **“Last night I dug your picture out from my old dresser drawer”**
- Make sure you include the quotation marks.
- To Search: Click on Google Search or press Enter Key

Practice Search using new TABs on browser

- You have four search items and you need to have each one in a different TAB on your browser.
 - Quick review of TABs
- 1. Find a listing of seniors centres run by the City of Ottawa**
 - 2. Search for a crockpot recipe that has chicken, onions, mushrooms and thyme**
 - 3. Find out which books were discussed on CBC's Canada Reads for 2021**
 - 4. Find the title and lyrics of the Frank Sinatra song which mentions "move a rubber tree plant"**